

Finance and personnel

Key indicators 2016

FINANCE

	VTT Technical Research Centre of Finland Ltd			
	VTT Group		Parent company	
	2016	2015	2016	2015
Net turnover (1,000 €)	188,378	184,538	162,572	157,915
Other operating income (1,000 €)	80,875	87,357	86,430	92,577
Government grant	77,235	85,384	77,235	85,384
Other	3,640	1,973	9,195	7,193
Profit for the financial year (1,000 €)	-244	3,333	1,442	2,729
Profit for the financial year (%)	-0.1%	1.8%	0.9%	1.7%
Return on equity (%)	-1.1%	2.6%	1.0%	2.1%
Equity ratio (%)	67.3%	65.5%	66.9%	65.2%

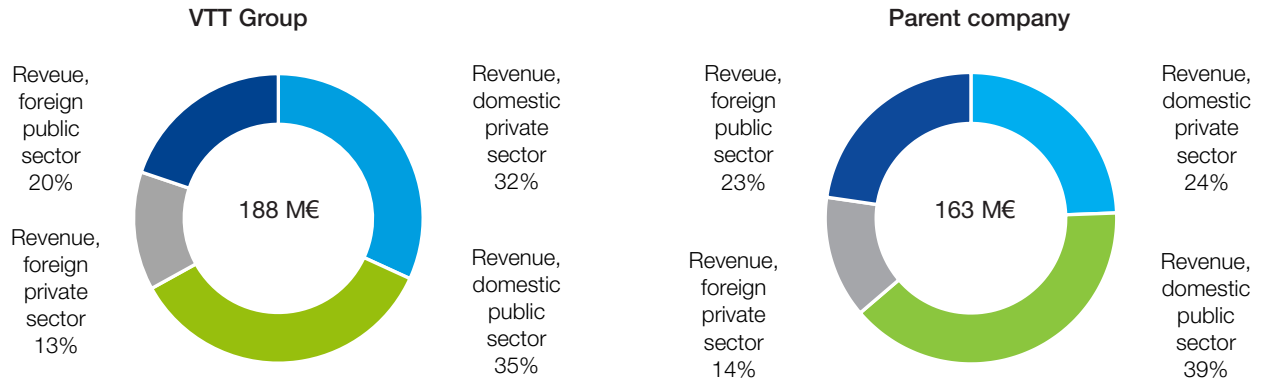
VTT Technical Research Centre of Finland Ltd's net turnover consisted of 62% public sector revenue and of 38% private sector revenue. The domestic revenue accounted for 64% and foreign revenue for 36% of the net turnover. Of the foreign revenue 83% came from Europe, 10% from North and South America, 6% from Asia and 1% from elsewhere.

PERSONNEL

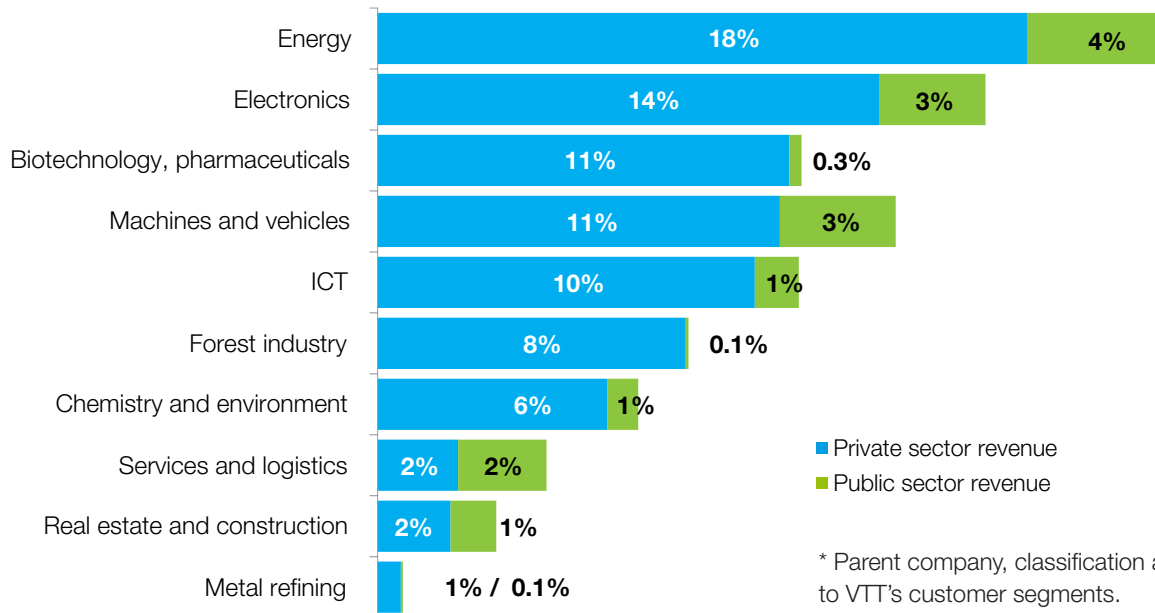
VTT Technical Research Centre Ltd had an average of 2,159 employees during the financial year. Around 1,991 person years were worked during the same period.

	VTT Technical Research Centre of Finland Ltd			
	VTT Group		Parent company	
	2016	2015	2016	2015
31.12.2016				
The average number of employees	2,439	2,532	2,159	2,252
- Management	132	145	110	123
- Scientists	1,577	1,609	1,454	1,487
- Research support	387	384	253	258
- Trainees	36	45	36	45
- Business support	282	287	275	279
Fixed-term contracts	182	166	170	155
Part-time contracts	238	205	211	182
Male	1,483	1,521	1,300	1,351
Female	931	949	828	841
Personnel costs (1,000 €)	152,298	155,880	136,986	140,858

TURNOVER BY TYPE OF REVENUE



VTT'S SALES REVENUE FROM COMMERCIAL ACTIVITIES*



* Parent company, classification according to VTT's customer segments.

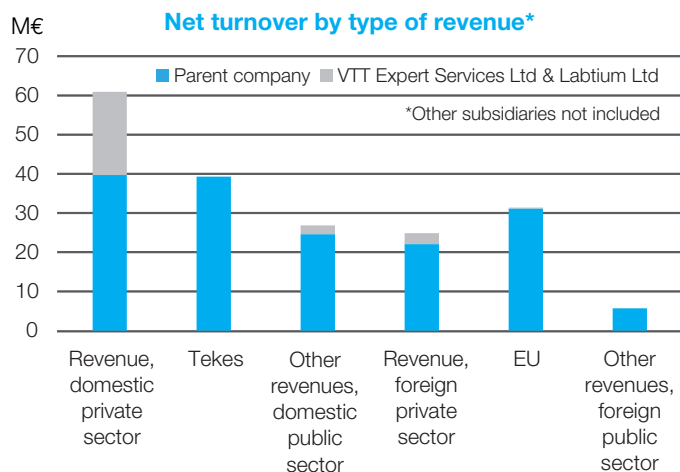
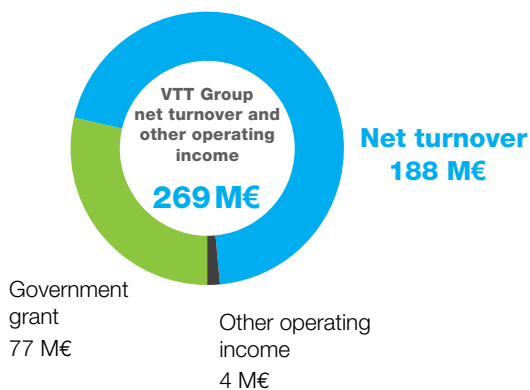
PERSONNEL STRUCTURE

	VTT Group	Parent company
Total personnel	2,414	2,128
Scientists	65.3%	68.3%
Research Support	17.5%	13.6%
Business Support	11.7%	12.9%
Management	5.5%	5.2%

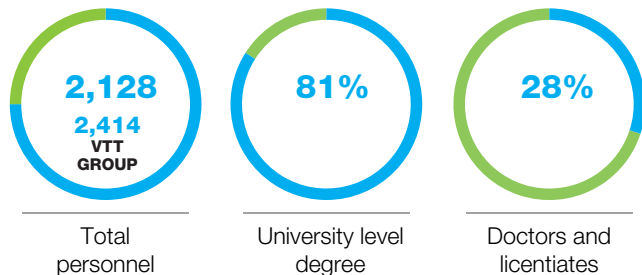
EDUCATION OF PERSONNEL

	VTT Group	Parent company
Doctors	23%	26%
Licentiates	5%	5%
Other university level degree	53%	53%
Lowest level tertiary education	5.5%	5.5%
General and vocational education	13.5%	10.5%

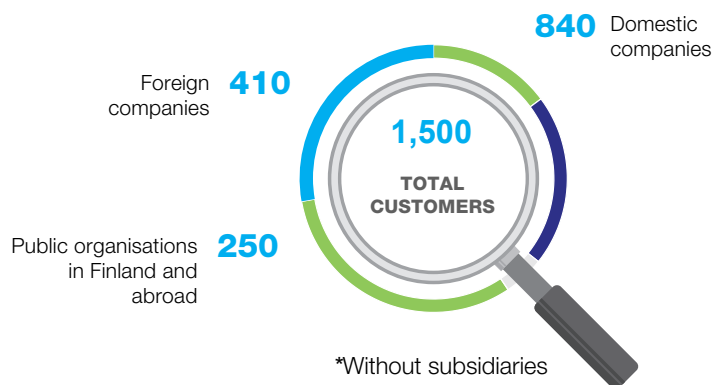
VTT GROUP NET TURNOVER AND OTHER OPERATING INCOME



PERSONNEL



CUSTOMERS



IPR AND PUBLICATIONS

